

User guide - Waste  
Sorting Info

# TRIMAN

---

Building and construction products



BÂTIR ENSEMBLE UN MONDE PLUS CIRCULAIRE

# CONTENTS

- 1 Regulations** ----- 3
  - General rules ----- 3
  - The product categories concerned ----- 4
  - A reminder of the decrees and exceptions ---- 5
  
- 2 The waste sorting logo** ----- 6
  - The TRIMAN logo ----- 6
  - Waste sorting elements ----- 7
  - A label for each product category ----- 7
  
- 3 Rules of use** ----- 9
  - The protected area and prohibitions ----- 9
  - Colours and fonts ----- 10
  - Dimensions for versions  
with 3 pictograms ----- 11
  
- 4 Examples of use** ----- 12
  - Examples of use ----- 12



# REGULATIONS

## General rules

### Who is required to use the TRIMAN logo & labels?

As part of the French “Anti-waste for a circular economy law” (AGEC), the extended producer responsibility (EPR) scheme was extended to building and construction products (B&C) on 1 January 2022.

All manufacturers, distributors and importers of building and construction products for use in the building sector are required to display waste sorting information, also known as TRIMAN, on their products in order to inform consumers, whether private individuals or professionals, on how to correctly dispose of the product.

### Deadlines for introducing the TRIMAN logo

The obligation to display the TRIMAN logo came into force when the labelling system was validated by the public authorities **on 28 September 2023**. This means that **manufacturers and producers of building and construction materials now have 12 months to comply with the waste sorting information requirements**. After this time, they will no longer be able to produce such products without displaying the TRIMAN logo. However, products manufactured or imported before the TRIMAN validation date may continue to be marketed for up to 18 months after the validation date.

### Where should it be displayed?

This label consists of the TRIMAN logo and information on how to sort or dispose of any waste from the product, and must be placed as close as possible to the product, either:

- on the product itself;
- on the product packaging;
- or in the documentation supplied with the product.

Such information may also be provided on the website, but this does not replace any of the three elements listed above. If different waste sorting procedures apply to different elements of the product, these procedures should be detailed for each element.

L'article L541-9-3 du Code de l'environnement stipule que tout produit mis sur le marché à destination des ménages à l'exclusion des emballages ménagers de boissons en verre, fait l'objet d'une signalétique informant le consommateur que ce produit fait l'objet de règles de tri.

[Click here to read Article L541-9-3 of the French Environmental Code](#)

L'article L541-9-4 du Code de l'environnement prévoit en cas d'absence de signalétique de tri jusqu'à 15 000 € d'amende administrative pour une personne morale (...).

[Click here to read Article L541-9-4 of the French Environmental Code](#)



The competent authority for inspections is the Directorate-General for Competition Policy, Consumer Affairs and Fraud Prevention (DGCCRF).

DGCCRF inspectors may therefore impose a fine on any product that does not bear the TRIMAN logo and does not provide information on waste sorting procedures. It should be noted that the fines set out in the French Environmental Code are maximum amounts.

Sept. 28th 2023

TRIMAN EPR B&C P validated by the authorities



Introduction of the TRIMAN logo to be displayed on products

Sept. 28th 2024

Products and materials can no longer be marketed without the TRIMAN logo

March. 28th 2025

Deadline for selling off products and materials without the TRIMAN logo

## REGULATIONS

### A reminder of the decrees and exceptions

#### A reminder of the decrees

**Décret n° 2014-1577 du 23 décembre 2014**  
on the common labelling of recyclable products  
subject to waste sorting requirements

**Loi n° 2020-105 du 10 février 2020**  
on waste prevention and circular economy:  
Article 17

**Décret n° 2021-835 du 29 juin 2021**  
on informing consumers about the rules for  
sorting waste from products subject to the  
principle of extended producer responsibility  
(EPR)



#### EXCEPTIONS

However, there are exceptions to the rules on displaying the TRIMAN logo and waste sorting information:

- if the surface area of the largest side of a product or its packaging is between 10 and 20 cm<sup>2</sup>: the waste sorting info may be provided in electronic format (e.g. QR code), but the TRIMAN logo must be displayed on the product;
- if the surface area of the largest side of a product or its packaging is less than 10 cm<sup>2</sup>: the TRIMAN logo/label and waste sorting information may be provided in electronic format (e.g. QR code).



For cylindrical or spherical products or packaging, the 10 and 20 cm<sup>2</sup> surface areas are increased to 20 and 40 cm<sup>2</sup>.

# THE WASTE SORTING LOGO

## The TRIMAN logo

A "Grenelle Environment Round-table" **commitment**, the TRIMAN logo came into force on 1st January 2015, following the publication of the Decree of 23 December 2014 introducing a common label and logo for all products governed by a waste sorting directive.

### The TRIMAN logo explained

The TRIMAN logo is made up of three **strictly inseparable** graphic elements.

**A human silhouette** symbolising the act of sorting waste and reminding us of the central role of consumers in this process.



**A circular arrow** around the silhouette to symbolise recycling.

**Three arrows** symbolising waste sorting to ensure waste is processed correctly

## DISPLAYING WASTE SORTING INFO

### Waste sorting elements

#### A human silhouette

symbolising the act of sorting waste and reminding us of the central role of consumers in this process.

#### Guidelines

Consumers must be presented with 3 solutions to give used products a second life, depending on the product category.



Adresses sur [quefairedemesdechets.fr](http://quefairedemesdechets.fr)

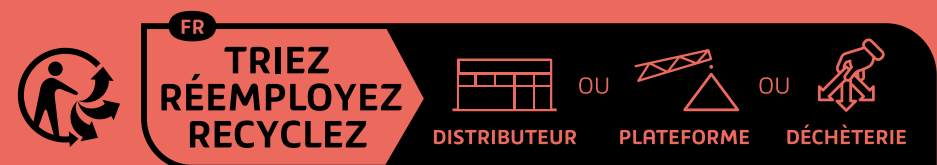
#### Message

The message should point consumers in the right direction when it comes to disposing of products: sorting, which is essential, reusing and recycling.

#### Que faire de mes déchets?

This ADEME website provides information on waste sorting solutions and disposal options for each type of waste. This information must be provided.

## Consumer information for disposing of materials



Adresses sur [quefairedemesdechets.fr](http://quefairedemesdechets.fr)

### Que faire de mes déchets

Dedicated to private individuals, this search engine provided by the ADEME lists all the waste sorting solutions available and the location of collection points for each type of waste. Consumers can quickly and easily find all the solutions they need to dispose of their products and materials at the end of their life, depending on where they live.



[quefairedemesdechets.fr](http://quefairedemesdechets.fr)



# REGULATIONS

## The product categories concerned

Construction products and materials for the building sector (B&C P) are divided into 2 categories: inert and non-inert.

### Category 1

Inert materials are products and materials consisting mainly of minerals:

- Concrete and mortar or their constituents (aggregates, sand, cement, additives, etc.);
- Lime;
- Limestone, granite, sandstone and volcanic rock;
- Slate;
- Bituminous mixtures or constituents of bituminous mixtures, excluding bituminous membranes; Aggregates;
- Ceramics;
- Construction products and materials of mineral origin not listed in another group in this category.

### Category 2

Non-inert products and materials are divided into 9 groups:

- Metals;
- Wood;
- Mortars, renders, paints, varnishes & resins (decorative products);
- Windows, doors, glazing and associated products;
- Gypsum (plaster) and similar products;
- Plastics;
- Bitumen;
- Mineral wools;
- Animal or plant-based products or other materials not listed in another group in this category.



Only products that can be purchased by private individuals are subject to this labelling requirement. Products sold directly to professionals, or sold exclusively through distribution channels for 100% professional customers, are not subject to this requirement.

## REGULATIONS

### A label for each product category

Depending on the category of products and materials placed on the market, one of the two TRIMAN labels should be used.

#### Category 1

Inert materials are products and materials consisting mainly of minerals:



- Concrete and mortar or their constituents (aggregates, sand, cement, additives, etc.);
- Lime;
- Limestone, granite, sandstone and volcanic rock;
- Terracotta or earthenware;
- Slate;
- Bituminous mixtures or constituents of bituminous mixtures, excluding bituminous membranes; Aggregates;
- Aggregates;
- Ceramics;
- Construction products and materials of mineral origin not listed in another group in this category.

#### Category 2

Non-inert products and materials are divided into 9 groups:



- Metals;
- Wood;
- Mortars, renders, paints, varnishes & resins (decorative products);
- Windows, doors, glazing and associated products;
- Gypsum (plaster) and similar products;
- Plastics;
- Bitumen;
- Mineral wools;
- Animal or plant-based products or other materials not listed in another group in this category.



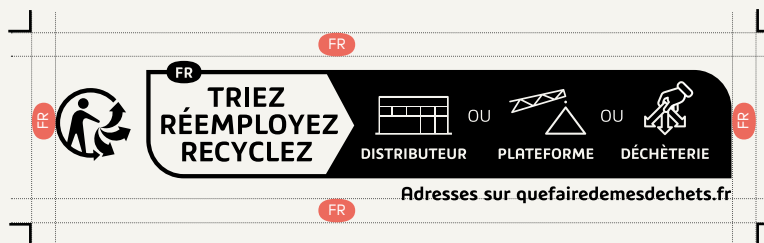
The association between the TRIMAN instructions and the material categories is a recommendation. Producers or manufacturers of products or materials in one category may include instructions relating to the other category if this is considered appropriate, in particular to encourage the re-use of the products or materials.

## RULES OF USE

### The protected area and prohibitions

#### The protected area

This is defined in relation to the size of the “FR” bubble. It represents a space around the TRIMAN logo and the information label in which no graphic element (text, images, etc.) may appear.



Prohibited



You must **not change the proportions of the label and logo.**

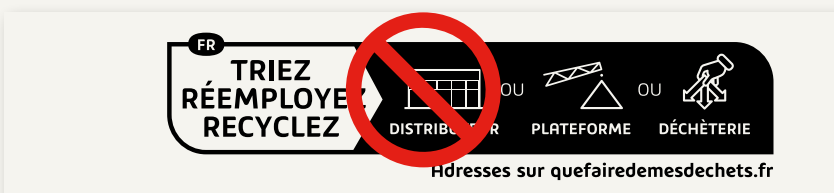
Prohibited



You must **not change the colour of the TRIMAN logo.**  
It must remain in the same colour as the info label.



You must **not change the position of the TRIMAN logo**



You must **not use the info label without the TRIMAN logo.**




You must **not change the size of the TRIMAN logo.**



## RULES OF USE

### Colours and fonts

#### HORIZONTAL



#### VERTICAL



The texts are not intended to be modified: the font has been formatted for optimum use of the graphic elements.



- + The default files are available in the kit supplied by [OCA Bâtiment](#). These include horizontal and vertical versions in both colours in Illustrator, PDF and PNG formats.

A range of sizes and colours are available so you can choose the right waste sorting labels to suit your needs.

### BLACK MONOCHROME VERSION

This monochrome version is suitable for the majority of printing situations.

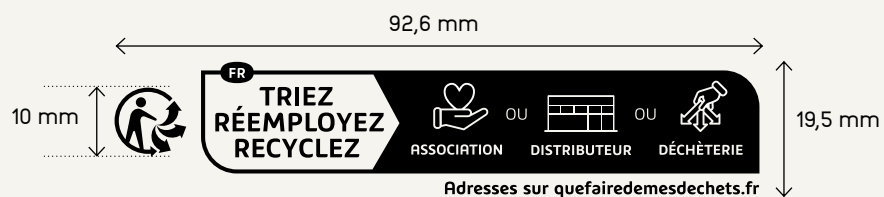
### WHITE VERSION

If the label is to be displayed on a coloured background, the white version must be used.

## RULES OF USE

### Dimensions for versions with 3 pictograms

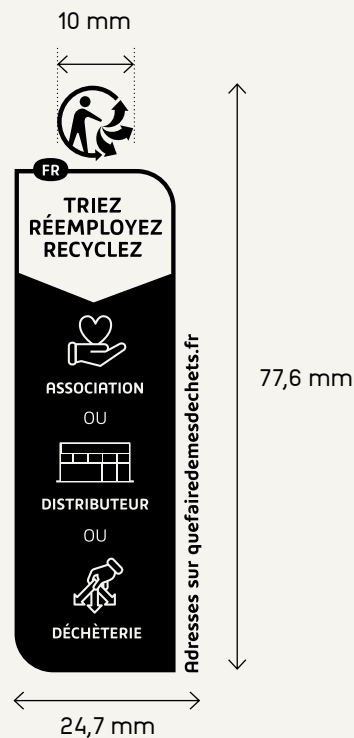
Standard horizontal version



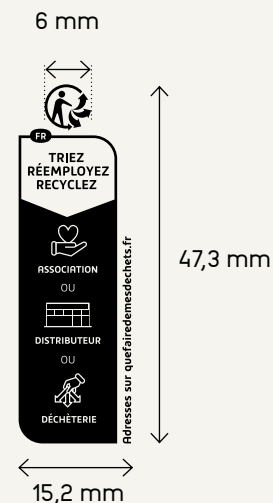
Compact horizontal version



Standard vertical version



Compact vertical version



The dimensions given in this guide are recommendations only.

You can therefore change the size of the label. However, please note that the law requires that the TRIMAN logo and label remain sufficiently visible to inform customers.



The ADEME recommends minimum sizes for the use of the TRIMAN logo in the original user charter for waste sorting labels:

- 10 mm for the standard version;
- 6 mm for the compact version.

## STANDARD VERSION

Priority should be given to the standard horizontal or standard vertical versions.

## COMPACT VERSION

The compact horizontal and compact vertical versions should only be used where space is limited. These versions cannot be reduced in size.

In case of enlargement, the elements that make up the label (TRIMAN + pictogram label + web address) are inseparable and must be enlarged proportionally.

## EXAMPLES OF USE

### Examples of use

The waste sorting label, consisting of the TRIMAN logo and information on how to sort the waste, must be placed as **close as possible to the product**:

- on the product itself;
- on the product packaging;
- or in the documentation supplied with the product.

Here are some examples that comply with the regulations.

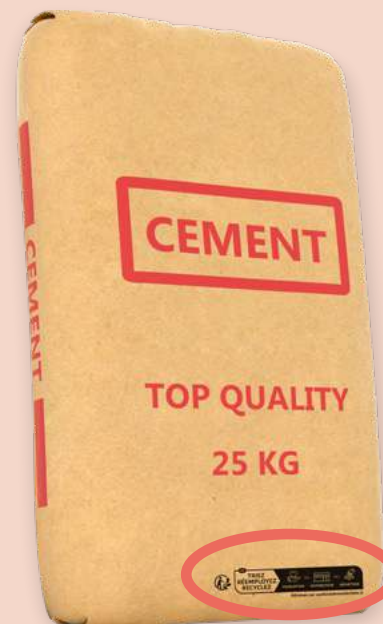
#### PRODUCT

The TRIMAN logo & label can be applied directly to the product, e.g. using a sticker.



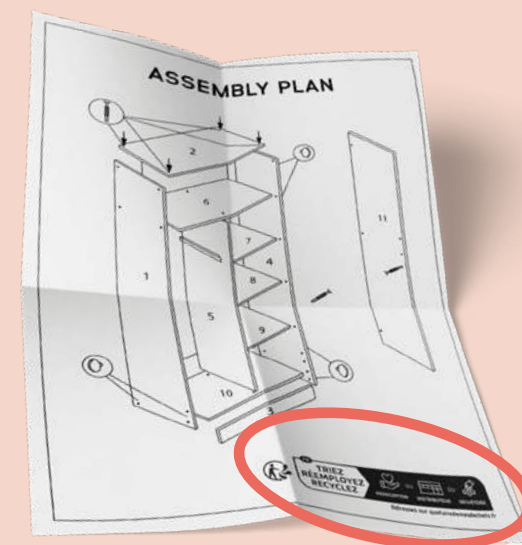
#### PRODUCT PACKAGING

The black monochrome version is recommended for this type of packaging.



#### USER

For assembly instructions, user guides, manuals, etc., we recommend using the black monochrome version due to the printing limitations of this type of media.



## EXAMPLES OF USE

### Examples of use

The information may be included on **invoices, quotations, catalogues and websites**, but does not replace the requirement to include it on the product or its packaging, or on other documentation supplied with the product, where this is possible

#### QUOTATION

For quotations, order forms and invoices, we recommend using the monochrome version due to the printing limitations of this type of media.



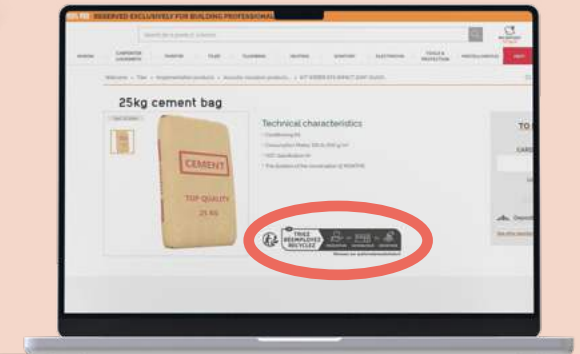
#### CATALOGUE

For catalogues, we recommend the use of the black monochrome version showing the required information at the bottom of the page.



#### WEBSITE

We recommend using the black monochrome version on the manufacturer's, distributor's or importer's website (e.g. on the product information sheet).



## CONTACT-US



+33 1 80 83 60 79



contact@valobat.fr



BÂTIR ENSEMBLE UN MONDE PLUS CIRCULAIRE

Download TRIMAN signage 



[www.valobat.fr](http://www.valobat.fr)

Immeuble **Ampère E+**  
34-40, Rue Henri Regnault, 92400 Courbevoie